

PETROVIETNAM MACHINERY - TECHNOLOGY JOINT STOCK COMPANY

SEPARATE FINANCIAL STATEMENTS

QUARTER 1, 2025

For the period from 01 January 2025 to 31 March 2025

Hanoi, April 2005

CONTENTS

	Pages
Separare Statement Of Financial Position	01-02
Separare Statement Of Income	03
Separare Statement Of Cashflows	04-05
Notes To Separare Financial Statements	06-38



PETROVIETNAM MACHINERY - TECHNOLOGY JOINT STOCK COMPANY

 No. 08 Trang Thi, Hang Trong Ward, Hoan Kiem District,
 Ha Noi, Viet Nam

Separate Financial statements

For the period from 01 January 2025 to 31 March 2025

STATEMENT OF FINANCIAL POSITION
As at 31 March 2025

Code	ASSETS	Note	31/03/2025	01/01/2025
			VND	VND
100	A. SHORT-TERM ASSETS		630.054.668.405	607.626.899.847
110	I. Cash and cash equivalents	3	19.142.942.805	3.220.973.357
111	1. Cash		19.142.942.805	3.220.973.357
112	2. Cash equivalents		-	-
120	II. Short-term investments	4	119.665.572.519	93.495.707.177
121	1. Trading securities		-	-
122	2. Provision for diminution in value of trading securities (*)		-	-
123	3. Held to maturity investments		119.665.572.519	93.495.707.177
130	III. Short-term receivables		449.529.718.130	490.518.216.557
131	1. Short-term trade receivables	5	367.080.559.934	366.691.726.944
132	2. Short-term prepayments to suppliers	6	75.434.446.220	79.666.584.808
135	3. Short-term loan receivables	7	51.100.000.000	88.575.000.000
136	4. Other short-term receivables	8	142.197.975.252	141.968.168.081
137	5. Provision for short-term doubtful debts (*)		(186.283.263.276)	(186.383.263.276)
140	IV. Inventories	10	39.233.504.719	19.430.948.064
141	1. Inventories		39.233.504.719	19.430.948.064
149	2. Provision for devaluation of inventories (*)		-	-
150	V. Other short-term assets		2.482.930.232	961.054.692
151	1. Short-term prepaid expenses	14	148.192.492	28.945.925
152	2. Deductible VAT		1.893.794.718	356.165.745
153	3. Taxes and other receivables from State budget	17	440.943.022	575.943.022
200	B. NON-CURRENT ASSETS		323.884.182.341	360.355.340.777
210	I. Long-term receivables		1.600.000.000	37.600.000.000
215	0. Long-term loan receivables	7	-	-
216	1. Other long-term receivables	8	1.600.000.000	37.600.000.000
220	II. Fixed assets		16.093.463.936	16.459.153.901
221	1. Tangible fixed assets	11	15.995.509.097	16.348.599.062
222	- Historical costs		27.990.321.829	28.820.743.734
223	- Accumulated depreciation (*)		(11.994.812.732)	(12.472.144.672)
227	2. Intangible fixed assets	12	97.954.839	110.554.839
228	- Historical costs		699.165.000	699.165.000
229	- Accumulated amortization (*)		(601.210.161)	(588.610.161)
230	III. Investment properties	13	-	-
231	- Historical costs		15.292.742.940	15.292.742.940
232	- Accumulated depreciation (*)		(15.292.742.940)	(15.292.742.940)
240	IV. Long-term unfinished asset		1.184.946.187	1.100.946.187
241	1. Long-term work in process		1.184.946.187	1.100.946.187
250	V. Long-term investments	4	298.212.880.687	297.712.880.687
251	1. Investment in subsidiaries		273.878.213.760	273.878.213.760
252	2. Investments in joint ventures and associates		1.947.257.429	1.447.257.429
253	3. Equity investments in other entities		59.150.365.573	59.150.365.573
254	4. Provision for devaluation of long-term investments (*)		(36.762.956.075)	(36.762.956.075)
260	VI. Other long-term assets		6.792.891.531	7.482.360.002
261	1. Long-term prepaid expenses	14	6.792.891.531	7.482.360.002
270	TOTAL ASSETS		953.938.850.746	967.982.240.624

STATEMENT OF FINANCIAL POSITION

As at 31 March 2025

(continue)

Code	CAPITAL	Note	31/03/2025 VND	01/01/2025 VND
300	C. LIABILITIES		381.113.772.040	397.358.112.702
310	I. Current liabilities		349.602.224.776	365.846.565.438
311	1. Short-term trade payables	15	9.547.224.205	13.341.264.093
312	2. Short-term prepayments from customers	16	1.982.589.556	1.297.958.357
313	3. Taxes and other payables to State budget	17	16.647.559.724	16.528.949.125
314	4. Payables to employees		1.418.055.555	5.441.382.734
315	5. Short-term accrued expenses	18	3.268.720.458	2.047.961.403
318	6. Short-term unearned revenue	19	1.264.521.814	1.305.430.906
319	7. Other short-term payments	20	63.041.664.888	51.737.807.732
320	8. Short-term borrowings and finance lease liabilities	21	250.413.016.907	269.729.615.019
322	9. Bonus and welfare fund		2.018.871.669	4.416.196.069
330	II. Non-current liabilities		31.511.547.264	31.511.547.264
337	1. Other long-term payables	20	25.261.547.264	25.261.547.264
338	2. Long-term borrowings and finance lease liabilities	21	6.250.000.000	6.250.000.000
400	D. OWNER'S EQUITY		572.825.078.706	570.624.127.922
410	I. Owner's equity	22	572.825.078.706	570.624.127.922
411	1. Contributed capital		386.386.000.000	386.386.000.000
411a	0 Ordinary shares with voting rights		386.386.000.000	386.386.000.000
418	2. Development investment funds		18.763.147.666	18.763.147.666
421	3. Retained earnings		167.675.931.040	165.474.980.256
421a	Retained earnings accumulated till the end of the previous year		165.474.980.256	114.318.702.958
421b	Retained earnings of the current year		2.200.950.784	51.156.277.298
440	TOTAL CAPITAL		953.938.850.746	967.982.240.624

Le Thi Thu Hien
Preparer

Hoang Minh Duc
Chief Accountant



Pham Van Hiep
General Director

Hanoi, April 26, 2025

PETROVIETNAM MACHINERY - TECHNOLOGY JOINT STOCK COMPANY

No. 08 Trang Thi, Hang Trong Ward, Hoan Kiem District,
Ha Noi, Viet Nam

Separate Financial statements
For the period from 01 January 2025 to 31 March 2025

STATEMENT OF INCOME

For the period from 01 January 2025 to 31 March 2025

Code	ITEM	Note	Quarter 1, 2025		Quarter 1, 2024		Accumulated from the beginning of 2025		Accumulated from the beginning of 2024	
			VND		VND		VND		VND	
01	1. Revenue from sales of goods and rendering of services	24	272.610.265.821		278.719.294.573		272.610.265.821		278.719.294.573	
02	2. Revenue deductions	25	-		-		-		-	
10	3. Net revenue from sales of goods and									
11	4. Cost of goods sold	26	272.610.265.821		278.719.294.573		272.610.265.821		278.719.294.573	
20	5. Gross profit from sales of goods and rendering of services		267.612.590.356		267.251.857.368		267.612.590.356		267.251.857.368	
			4.997.675.465		11.467.437.205		4.997.675.465		11.467.437.205	
21	6. Financial income	27	13.275.638.801		2.662.076.328		13.275.638.801		2.662.076.328	
22	7. Financial expense	28	4.923.474.862		3.502.467.039		4.923.474.862		3.502.467.039	
23	In which: Interest expenses		3.981.331.453		3.502.458.239		3.981.331.453		3.502.458.239	
25	8. Selling expenses	29	1.514.323.014		5.393.137.851		1.514.323.014		5.393.137.851	
26	9. General and administrative expense	30	7.525.924.828		5.773.098.069		7.525.924.828		5.773.098.069	
30	10. Net profit from operating activities		4.309.591.562		(539.189.426)		4.309.591.562		(539.189.426)	
31	11. Other income	31	208.955.001		17.609.242.817		208.955.001		17.609.242.817	
32	12. Other expense	32	2.317.595.779		9.271.982.290		2.317.595.779		9.271.982.290	
40	13. Other profit		(2.108.640.778)		8.337.260.527		(2.108.640.778)		8.337.260.527	
50	14. Total net profit before tax		2.200.950.784		7.798.071.101		2.200.950.784		7.798.071.101	
51	15. Current corporate income tax expenses	33	-		410.867.458		-		410.867.458	
52	16. Deferred corporate income tax expenses		-		-		-		-	
60	17. Profit after corporate income tax		2.200.950.784		7.387.203.643		2.200.950.784		7.387.203.643	



[Signature]

Le Thi Thu Hien

Preparer

Hanoi, April 26, 2025

Hoang Minh Duc

Chief Accountant

Pham Van Hiep

General Director

STATEMENT OF CASH FLOWS

For the period from 01 January 2025 to 31 March 2025

(Indirect method)


Code	ITEM	Note	Accumulated from the beginning of 2025	Accumulated from the beginning of 2024
			VND	VND
I. CASH FLOWS FROM OPERATING ACTIVITIES				
01	1. Profit before tax		2.200.950.784	7.798.071.101
	2. Adjustments for			
02	- Depreciation and amortization of fixed assets and investment properties		365.689.965	356.898.756
03	- Provisions		(100.000.000)	-
04	- Exchange gains / losses from retranslation of monetary items denominated in foreign currency		(170.408)	(456.824.974)
05	- Gains / losses from investment		(13.484.423.393)	(1.767.424.252)
06	- Interest expense		3.981.331.453	3.502.458.239
08	3. Operating profit before changes in working capital		(7.036.621.599)	9.433.178.870
09	- Increase or decrease in receivables		43.799.560.292	(8.087.808.272)
10	- Increase or decrease in inventories		(19.886.556.655)	112.322.577.008
11	- Increase or decrease in payables (excluding interest payable/ corporate income tax payable)		8.704.530.467	(136.561.409.406)
12	- Increase or decrease in prepaid expenses		570.221.904	16.883.771
13	- Increase or decrease in trading securities		-	-
14	- Interest paid		(3.886.280.070)	(2.572.711.061)
15	- Corporate income tax paid		(2.000.000.000)	(1.303.537.624)
16	- Other receipts from operating activities		-	-
17	- Other payments on operating activities		1.001.780.100	2.225.169.223
20	Net cash flows from operating activities		21.266.634.439	(24.527.657.491)
II. CASH FLOWS FROM INVESTING ACTIVITIES				
21	1. Purchase or construction of fixed assets and other long-term assets		-	(151.200.000)
22	2. Proceeds from disposals of fixed assets and other long-term assets		229.850.500	9.181.817
23	3. Loans and purchase of debt instruments from other entities		(41.741.285.342)	(400.000.000)
24	4. Collection of loans and resale of debt instrument of other entities		53.046.420.000	-
25	5. Equity investments in other entities		(500.000.000)	(15.015.124.800)
26	5. Proceeds from equity investment in other entities		-	-
27	6. Interest and dividend received		4.266.777.555	(1.775.105.736)
30	Net cash flows from investing activities		15.301.762.713	(17.332.248.719)

STATEMENT OF CASH FLOWS

For the period from 01 January 2025 to 31 March 2025

(Indirect method)

Code	ITEM	Note	Accumulated from the beginning of 2025	Accumulated from the beginning of 2024
			VND	VND
III. CASH FLOWS FROM FINANCING ACTIVITIES				
33	1. Proceeds from borrowings		307.096.295.450	187.938.434.200
34	2. Repayment of principal		(326.412.893.562)	(134.330.946.036)
36	3. Dividends or profits paid to owners		(1.330.000.000)	(56.293.915)
40	Net cash flows from financing activities		(20.646.598.112)	53.551.194.249
50	Net cash flows in the period		15.921.799.040	11.691.288.039
60	Cash and cash equivalents at beginning of the period		3.220.973.357	5.265.467.204
61	Effect of exchange rate fluctuations		170.408	6.440.974
70	Cash and cash equivalents at end of the period	3	19.142.942.805	16.963.196.217



Le Thi Thu Hien
Preparer

Hanoi, April 26, 2025



Hoang Minh Duc
Chief Accountant



Pham Van Hiep
General Director

NOTES TO THE SEPARATE FINANCIAL STATEMENTS

For the period from 01 January 2025 to 31 March 2025

1 . GENERAL INFORMATION OF THE COMPANY

Form of ownership

PetroVietnam Machinery - Technology Joint Stock Company was established on the basis of equitization of Machinery and Spare Parts Company under Decision No. 517/QD-DKVN dated on March 14, 2008 and Decision No. 4779/QD-DKVN dated on July 7, 2008 of the Vietnam Oil and Gas Group. The Company was operated under the the Business Registration Certificate of Joint Stock Company No. 0101394512 issued by Hanoi Authority for Planning and Investment for the first issuance on March 1, 2010, registered for the 10th amendment on Jun 10,2022

The Company's head office is located at: No. 08 Trang Thi, Hang Trong Ward, Hoan Kiem District, Ha Noi, Viet Nam.

Company's Charter capital: VND 386,386,000,000, actual contributed charter capital 31/03/2025 is VND 386,386,000,000; equivalent to 38,638,600 shares with the price of VND 10,000 per share

The Company's total number of employees as at 31/03/2025 is 58 people (at 31/03/2024: 67 people)

Business field

Trading and construction.

Business activities

Main business activities of the Company include:

- Real estate business;
- Wholesale of metals and metal ores;
- Wholesale of rice, wheat, other cereals, flour;
- Other specialized wholesale not elsewhere classified;
- Installation of machinery and industrial equipment;
- Working place for lease.

2 . ACCOUNTING SYSTEM AND ACCOUNTING POLICY

2.1 . Accounting period and accounting currency

Annual accounting period commences from 01 January and ends as at 31 December.

The Company maintains its accounting records in VND.

2.2 . Standards and Applicable Accounting Policies

Applicable Accounting Policies

The Company applies Corporate Accounting System issued under the Circular No. 200/2014/TT-BTC dated 22 December 2014 by the Ministry of Finance and the Circular No. 53/2016/TT-BTC dated 21 March 2016 issued by Ministry of Finance amending and supplementing some articles of the Circular No. 200/2014/TT-BTC.

Declaration of compliance with Accounting Standards and Accounting System

The Company applies Vietnamese Accounting Standards and supplementary documents issued by the State. Financial Statements are prepared and presented in accordance with regulations of each standard and supplementary document as well as with current Accounting Standards and Accounting System.

2.3 . Basis for preparation of Separate Financial statements

Separate Financial statements are presented based on historical cost principle.

The Users of this Separate Financial statements should study the separate financial statements combined with the consolidated financial statements of the Company and its subsidiaries ("the Group") for the period ended 31 March 2025 in order to gain enough information regarding the financial position, results of operations and cash flows of the Group.

2.4 . Accounting estimates

The preparation of the separate financial statements in accordance with Vietnamese Accounting Standards, the Vietnamese Enterprise Accounting System and legal regulations related to the preparation and presentation of the separate financial statements requires the Board of Directors to make estimates and assumptions that affect the figures of liabilities, assets and the presentation of contingent liabilities and assets at the end of the fiscal year as well as the figures of revenues and expenses during the fiscal year.

The estimates and assumptions that have a material effect on the separate financial statements include:

- Provision for bad receivables;
- Estimated useful life of fixed assets;
- Classification and provision for financial investments;
- Estimated corporate income tax.

Estimates and assumptions are regularly evaluated based on past experience and other factors, including future assumptions that have a material impact on the Company's separate financial statements and are considered reasonable by the Company's Board of Directors.

2.5 . Financial Instruments*Initial recognition**Financial assets*

Financial assets of the Company include cash, cash equivalents, trade receivables, other receivables, lending loans, long-term and short-term investments. At initial recognition, financial assets are identified by purchasing price/issuing cost plus other expenses directly related to the purchase and issuance of those assets.

Financial liabilities

Financial liabilities of the Company include borrowings, trade payables, other payables and accrued expenses. At initial recognition, financial liabilities are determined by issuing price plus other expenses directly related to the issuance of those liabilities.

Subsequent measurement after initial recognition

Financial assets and financial liabilities have not been measured at fair value at the end of the financial year as required by Circular No. 210/2009/TT-BTC and other applicable regulations to present financial statements and disclosures for financial instruments, but does not provide equivalent guidance for the assessment and recognition of fair values of financial assets and financial liabilities.

2.6 . Foreign currency transactions

The foreign currency transactions during the year are translated into Vietnam Dong using the real exchange rate ruling at the transaction date.

Real exchange rate when revaluating monetary items denominated in foreign currencies at the reporting date of the Separate Financial statements is determined on the following principles:

- For asset accounts, applying the bid rate of the commercial bank where the Company regularly conducts transaction;
- For foreign currency deposited in bank, applying the bid rate of the bank where the Company opens its foreign currency accounts;
- For liability accounts, applying the offer rate of the commercial bank where the Company regularly conducts transaction.

All exchange differences arising from foreign currency transactions in the year and from revaluation of remaining foreign currency monetary items at the end of the year are recorded immediately to operating results of the accounting year.

2.7 . Cash and cash equivalents

Cash comprises cash on hand, demand deposits.

Cash equivalents are short-term investments with the maturity of not over than 3 months from the date of investment, that are highly liquid and readily convertible into known amount of cash and that are subject to an insignificant risk of conversion into cash.

2.8 . Financial investments

Trading securities are initially recognized at original cost which includes purchase prices plus any directly attributable transaction costs such as brokerage, transaction fee, cost of information provision, taxes, bank's fees and charges. After initial recognition, trading securities are measured at original cost less provision for diminution in value of trading securities. Upon the liquidation or transfer, cost of trading securities is determined using first in first out method or weighted average method.

Investments held to maturity comprise term deposits held to maturity to earn profits periodically and other held to maturity investments.

Investments in subsidiaries, joint ventures or associates are initially recognized at original cost. After initial recognition, the value of these investments is measured at original cost less provision for devaluation of investments.

Equity Investments in other entities comprise investments in equity instruments of other entities without having control, joint control, or significant influence on the investee. These investments are initially stated at original cost. After initial recognition, these investments are measured at original cost less provision for devaluation of investments.

Provision for devaluation of investments is made at the end of the 45382 as followings:

- With regard to investments in trading securities: the provision shall be made on the basis of the excess of original cost of the investments recorded in the accounting book over their market value at the provision date;
- With regard to investments in subsidiaries, joint ventures or associates: the provision for loss investments shall be made based on the Financial Statements of subsidiaries, joint ventures or associates at the provision date;
- With regard to long-term investments (other than trading securities) without significant influence on the investee: If the investment is made in listed shares or the fair value of the investment is determined reliably, the provisions shall be made on the basis of the market value of the shares; if the fair value of the investment is not determined at the reporting date, the provision shall be made based on the Financial Statements at the provision date of the investee;
- With regard to investments held to maturity: the provision for doubtful debts shall be made based on the recovery capacity in accordance with statutory regulations.

2.9 . Receivables

The receivables shall be recorded in details in terms of due date, entities receivable, types of currency and other factors according to requirements for management of the Company. The receivables are classified as short-term and long-term in the Financial Statements based on the remaining maturity of the receivables at the end of accounting period.

The provision for doubtful debts is made for receivables that are overdue under an economic contract, a loan agreement, a contractual commitment or a promissory note and for receivables that are not due but difficult to be recovered. Accordingly, the provisions for overdue debts shall be based on the due date stipulated in the initial sale contract, exclusive of the debt rescheduling between contracting parties and the case where the debts are not due but the debtor is in bankruptcy, in dissolution, or missing and making fleeing.

2.10 . Inventories

Inventories are initially recognized at original cost including purchase price, processing cost and other costs incurred in bringing the inventories to their location and condition at the time of initial recognition. After initial recognition, at the reporting date, inventories are stated at the lower of cost and net realizable value.

Net realizable value is estimated based on the selling price of the inventory less the estimated costs of completion and estimated costs to make the sale.

The cost of inventory is calculated using weighted average method.

Inventory is recorded by perpetual.

Method for valuation of work in process at the end of the 45382:

Provision for devaluation of inventories made at the end of the period is based on the excess of original cost of inventory over their net realizable value.

2.11 . Fixed assets and Finance lease fixed assets

Fixed assets (tangible and intangible) are initially stated at the historical cost. During the using time, fixed assets (tangible and intangible) are recorded at cost, accumulated depreciation and carrying amount.

Value after initial recognition

If these expenditures have resulted in an increase in the future economic benefits expected to be obtained from the use of a tangible fixed asset beyond its originally assessed standard of performance, the expenditures are capitalised as an additional cost of the tangible fixed asset.

Other expenditures incurred after the fixed asset has been put into operation, such as repairs, maintenance and overhaul costs, are recognised in the separate statement of income in the year in which the expenditures are incurred.

Fixed assets are depreciated (amortised) using the straight-line method over their estimated useful lives as follows:

- Buildings, structures	05 - 30	years
- Machine, equipment	05 - 10	years
- Vehicles, Transportation equipment	06 - 10	years
- Office equipment and furniture	03 - 05	years
- Other fixed assets	03 - 05	years
- Management software	03	years

2.12 . Investment properties

Investment properties are initially recognised at historical cost.

Investment properties held for operating lease are recorded at cost, accumulated depreciation and carrying amount. Investment properties are depreciated using the straight-line method with expected useful life as follows:

- Buildings, structures	05 - 30	years
- Land use rights	05 - 30	years

An item of owner-occupied property or inventories only becomes an investment property when its use has changed, evidenced by commencement of stopping using that item and starting to operate leasing for the third party or completing the construction period. The investment property is transferred to owner-occupied property or inventories only where it undergoes a change in use, evidenced by commencement of starting using the assets by owner or development with a view to sale. The transferring from investment property to owner-occupied property or inventories will not change the original cost and carrying amount of asset as at the date of transfer.

2.13 . Construction in progress

Construction in progress includes fixed assets which is being purchased and constructed as at the balance sheet date and is recognised in historical cost. This includes costs of construction, installation of equipment and other direct costs.

2.14 . Operating lease

Operating leases is fixed asset leasing in which a significant portion of the risks and rewards of ownership are retained by the lessor. Payments made under operating leases are charged to income statement on a straight-line basis over the period of the lease.

2.15 . Business Cooperation Contract (BCC)

Business Cooperation Contract (BCC) is a contractual agreement between two or more venturers with the objectives of cooperating to carry out specific business activities without constitution of a new legal entity. This operation may be jointly controlled by venturers under BCC or controlled by one of them.

According to the terms of BCC, profit and loss shall be shared among venturers according to the operating results of BCC. The venturer shall record its share of revenues, expenses and profits in accordance with BCC's agreement in their own Statement of Income.

2.16 . Prepaid expenses

The expenses incurred but related to operating results of several accounting periods are recorded as prepaid expenses and are allocated to the operating results in the following accounting periods.

The calculation and allocation of long-term prepaid expenses to operating expenses in each fiscal years should be based on the nature of those expenses to select a reasonable allocation method and criteria.

Types of prepaid expenses of the Company include:

- Tools and instruments include assets held by the Company for use in the ordinary course of business, with cost of each asset less than VND 30 million and therefore ineligible for recognition are fixed assets according to current regulations. The historical cost of tools and equipment is amortized on a straight-line basis over a period of 1 to 3 years.

- The cost of life insurance purchased for employees is allocated by the Company according to the duration of the insurance contract signed with the Insurance Company according to each employee level.

- Other prepaid expenses are recorded at historical cost and allocated using the straight-line method over their estimated useful lives from 01 to 03 years.

2.17 . Payables

The payables shall be recorded in details in terms of due date, entities payable, types of currency and other factors according to the requirements for management of the Company. The payables are classified as short-term and long-term in the Separate Financial Statements based on the remaining maturity of the receivables at the end of accounting period.

2.18 . Borrowings and finance lease liabilities

Borrowings shall be recorded in details in terms of lending entities, loan agreement and repayment period of the loans . In case of borrowings denominated in foreign currency, they shall be recorded in details in terms of types of currency.

2.19 . Borrowing costs

Borrowing costs are recognized into operating costs during the period, except for which directly attributable to construction or production of unfinished asset included (capitalized) in the cost of that asset, when gather sufficient conditions as regulated in VAS No. 16 "Borrowing costs". Beside, regarding loans serving the construction of fixed assets, investment properties, and the interests shall be capitalized even if the construction duration is under 12 months.

2.20 . Accrued expenses

Accrued expenses include payables to goods or services received from the suppliers or provided for the customers during the reporting period, but the payments for such goods or services have not been made and other payables such as annual leave salary, expenses arising from seasonal cessation of production, interest expenses, etc. which are recorded as operating expenses of the reporting period.

The recording of accrued expenses as operating expenses during the year shall be carried out under the matching principle between revenues and expenses during the year. Accrued expenses are settled with actual expenses incurred. The difference between accrued and actual expenses is reverted.

2.21 . Unearned revenues

Unearned revenues include revenue received in advance, such as the amount prepaid by customers for one or more financial years for asset leasing.

Unearned revenues are transferred to revenue from rendering of services with the amount corresponding to each fiscal years.

2.22 . Owner's equity

Owner's equity is stated at actually contributed capital of owners.

Retained earnings are used to present the Company's operating results (profit, loss) after corporate income tax and profit appropriation or loss handling of the Company.

Dividends to be paid to shareholders are recognised as a payable in Separate Balance Sheet after the announcement of dividend payment from the Board of Management and announcement of cut-off date for dividend payment of Vietnam Securities Depository Center.

2.23 . Revenues

Revenue is recognized when it is probable that the economic benefits will flow to the Company which can be reliably measured. Revenue is determined at the fair value of the amounts received or to be received after deducting trade discounts, sales discounts, sales returns. Revenue from sale of goods shall be recognized when all the following conditions have been satisfied:

Revenue from sale of goods

- The significant risks and rewards of ownership of the goods have been transferred to the buyer
- The Company no longer retains managerial involvement to the extent usually associated with ownership or control over the goods.

Revenue from rendering of services

- Determine the portion of work completed on the Balance Sheet date.

Financial income

Revenue arising from interest, royalties, dividends, distributed profits and other financial income is recognized when the following two (2) conditions are satisfied simultaneously:

- It is probable that the economic benefits associated with the transaction will flow to the entity;
- The amount of the revenue can be measured reliably.

Dividend income shall be recognised when the Company's right to receive dividend or profits from capital contribution is established.

2.24 . Cost of goods sold

Cost of goods sold is the total cost incurred of finished products, goods, materials sold and services provided to customers during the period, recognized in accordance with revenue arising and ensure compliance with the prudence principle. Cases of loss of materials and goods exceeded the norm, abnormal expenses and losses of inventories after deducting the responsibility of collective and individuals concerned,... are recognized fully and promptly into cost of goods sold in the period

2.25 . Financial expenses

Items recorded into financial expenses comprise:

- Expenses or losses relating to financial investment activities;
- Borrowing costs;
- Losses from the disposal and transfer of short-term securities, transaction cost of selling securities;
- Provision for diminution in value of trading securities price; provision for losses from investment in other entities, losses from sale of foreign currency, exchange loss, etc.

The above items are recorded by the total amount arising in the year without offsetting against financial income

2.26 . Corporate income tax

- a) Current corporate income tax expenses and Deferred corporate income tax expenses

Current corporate income tax expenses are determined based on taxable income during the year and current corporate income tax rate.

- b) Current corporate income tax rate

The Company applies the corporate income tax rate of 20% for the... operating activities which has taxable income for the fiscal year ended as at 31/03/2025.

2.27 . Related Parties

The parties are regarded as related parties if that party has the ability to control or significantly influence the other party in making decisions about the financial policies and activities. The Company's related parties include:

- Companies, directly or indirectly through one or more intermediaries, having control over the Company or being under the control of the Company, or being under common control with the Company, including the Company's parent, subsidiaries and associates;
- Individuals, directly or indirectly, holding voting power of the Company that have a significant influence on the Company, key management personnel including directors and employees of the Company, the close family members of these individuals;
- Enterprises that the above-mentioned individuals directly or indirectly hold an important part of the voting power or have significant influence on these enterprises.

In considering the relationship of related parties to serve for the preparation and presentation of Separate Financial statements, the Company should consider the nature of the relationship rather than the legal form of the relationship.

2.28 . Segment information

Because business activities of the Company during the year were mainly commercial activities and took place in the territory of Vietnam, the Company does not prepare segment reports by business segment and geographical segment.

3 . CASH AND CASH EQUIVALENTS

	31/03/2025	01/01/2025
	VND	VND
Cash on hand	963.653.442	639.287.040
Demand deposits	18.179.289.363	2.581.686.317
Cash in transit	-	-
Cash equivalents	-	-
	<u><u>19.142.942.805</u></u>	<u><u>3.220.973.357</u></u>

4 . FINANCIAL INVESTMENTS

a) Held to maturity investments

	31/03/2025		01/01/2025	
	Original cost	Provision	Original cost	Provision
	VND	VND	VND	VND
- Term deposits	119.665.572.519	-	93.495.707.177	-
	<u><u>119.665.572.519</u></u>	<u><u>-</u></u>	<u><u>93.495.707.177</u></u>	<u><u>-</u></u>

(*) As at 31/03/2025, term deposits (06 to 12 months) with the amount of VND 119.665.572.519 at commercial banks at the interest rate from 4,2%/year to 4,9%/year

PETROVIETNAM MACHINERY - TECHNOLOGY JOINT STOCK COMPANY

Separate Financial statements
No. 08 Trang Thi, Hang Trong Ward, Hoan Kiem District, Ha Noi, Viet Nam
For the period from 01 January 2025 to 31 March 2025

4 . FINANCIAL INVESTMENTS

b) Investments in equity of other entities

	31/03/2025		01/01/2025	
	Original cost	Provision	Original cost	Provision
	VND	VND	VND	VND
Investments in subsidiaries				
- PetroVietnam Machinery - Technology Sai Gon Company Limited (1)	273.878.213.760	(30.000.000.000)	273.878.213.760	(30.000.000.000)
- Danang Petroleum Machinery - Technology., JSC (2)	30.000.000.000	(30.000.000.000)	30.000.000.000	(30.000.000.000)
- MACHINO Thanh Dat Joint Stock Company (3)	49.628.213.760	-	49.628.213.760	-
- MACHINO An Phu Joint Stock Company (4)	28.100.000.000	-	28.100.000.000	-
- MACHINO Phu Xuan Company Limited (5)	70.950.000.000	-	70.950.000.000	-
	95.200.000.000	-	95.200.000.000	-
Investments in joint ventures				
- PetroVietnam Northern Machinery - Equipment., JSC	1.947.257.429	(1.447.257.429)	1.447.257.429	(1.447.257.429)
- Dong Kinh Real Estate Investment and Trading Company Limited (6)	1.447.257.429	(1.447.257.429)	1.447.257.429	(1.447.257.429)
	500.000.000	-	-	-
Investments in other entities				
- Petro Southern Machinery - Equipment., JSC	59.150.365.573	(5.315.698.646)	59.150.365.573	(5.315.698.646)
- PEC Ha Noi., JSC	841.102.790	(841.102.790)	841.102.790	(841.102.790)
- Hitachi Astemo Hanoi Co., Ltd	3.000.000.000	(3.000.000.000)	3.000.000.000	(3.000.000.000)
- Nhon Trach Shipyard Joint Stock Company	36.673.137.983	-	36.673.137.983	-
- Hanoi Machinery Import and Export Joint Stock Company (7)	3.621.000.000	(1.474.595.856)	3.621.000.000	(1.474.595.856)
	15.015.124.800	-	15.015.124.800	-
	334.975.836.762	(36.762.956.075)	334.475.836.762	(36.762.956.075)

The Company has not determined the fair value of financial investments since Vietnam Accounting Standards and Vietnam Corporate Accounting System has not had any detailed guidance on the determination of the fair value.

Details of entities received investments

Detail information on the Company's subsidiaries as at 31/03/2025 as follows:

Name of subsidiaries	Place of establishment and operation	Rate of interest	Rate of voting rights	Principle activities
PetroVietnam Machinery - Technology Saigon Co., Ltd (1)	Ho Chi Minh City	100,00%	100,00%	Trade in machinery and equipment
Danang Petroleum Machinery - Technology Joint Stock Company (2)	Da Nang City	49,78%	(2)	Trade and lease of machinery and equipment
MACHINO Thanh Dat Joint Stock Company (3)	Ha Noi City	51,00%	51,00%	Non-hazardous waste treatment and destruction
MACHINO An Phu Joint Stock Company (4)	Thai Binh Province	55,00%	55,00%	Real estate business
MACHINO Phu Xuan Company Limited (5)	Thai Binh Province	70,00%	70,00%	Real estate business

(1) On March 31, 2022, the Board of Directors of PetroVietnam Machinery - Technology Joint Stock Company issued Decision No. 0034/QD/MTB-HDQT on the dissolution of PetroVietnam Machinery - Technology Saigon Co., Ltd. As of December 31, 2024, the Company is carrying out dissolution procedures.

(2) Although the company holds only 49.78% shares in Danang Petroleum Machinery - Technology Joint Stock Company, in the operating structure, the Chairman of the Board of Managements and the Head of the Supervisory Board are representatives of the Company. Therefore, the Company has full control over the operation of Danang Petroleum Machinery - Technology Joint Stock Company.

(3) On September 9, 2022, the Board of Managements of PetroVietnam Machinery - Technology Joint Stock Company issued Decision No. 0111/QD/MTB-HDQT on capital contribution to establish MACHINO Thanh Dat Co., Ltd and representative managing capital contribution in this Company. The charter capital of MACHINO Thanh Dat Co., Ltd is VND 55,000,000,000, the actual contributed capital of the parties as of December 31, 2024 is VND 28,050,000,000.

(4) On August 8, 2023, the Board of Managements of PetroVietnam Machinery - Technology Joint Stock Company issued Decision No. 0084/QD/MTB-HDQT on capital contribution to establish MACHINO An Phu Joint Stock Company and representative managing capital contribution in this Company. The charter capital of MACHINO An Phu Joint Stock Company is VND 129,000,000,000, the actual contributed capital of the parties as of December 31, 2024 is VND 129,000,000,000.

(5) On August 8, 2023, the Board of Managements of PetroVietnam Machinery - Technology Joint Stock Company issued Decision No. 0085/QD/MTB-HDQT on capital contribution to establish MACHINO Phu Xuan Company Limited and representative managing capital contribution in this Company. The charter capital of MACHINO Phu Xuan Company Limited is VND 136,000,000,000, the actual contributed capital of the parties as of December 31, 2024 is VND 136,000,000,000.

Investments in join ventures, associates

Detail information on the Company's join ventures, associates as at 31/03/2025 as follows:

Name of associates	Place of establishment and operation	Rate of interest	Rate of voting rights	Principle activities
PetroVietnam Northern Machinery - Equipment., JSC	Ha Noi City	34,58%	34,58%	Trade in machinery and equipment
Dong Kinh Real Estate Investment and Trading Company Limited (6)	Lang Son Province	50,00%	50,00%	Real Estate Business

(6) Pursuant to Resolution No. 0010/NQ/MTB-HĐQT dated March 3, 2025, the Board of Directors approved the policy to implement the Đông Kinh New Urban Area Project, located in Đông Kinh Ward, Lạng Sơn City, through capital contribution to Đông Kinh Real Estate Investment and Trading Co., Ltd. The capital contribution represents 50% of the company's charter capital, and a representative has been appointed to manage the contributed capital in the company.

PETROVIETNAM MACHINERY - TECHNOLOGY JOINT STOCK COMPANY

No. 08 Trang Thi, Hang Trong Ward, Hoan Kiem District,
Ha Noi, Viet Nam

Separate Financial statements

For the period from 01 January 2025 to 31 March 2025

Investments in equity of other entities

Name of entities received capital	Place of establishment and operation	Rate of interest	Rate of voting rights	Principle activities
Petro Southern Machinery - Equipment., JSC	Ho Chi Minh City	12,13%	12,13%	Trading
PEC Ha Noi., JSC	Ha Noi City	8,00%	8,00%	Construction
Hitachi Astemo Hanoi Co., Ltd	Ha Noi City	8,45%	8,45%	Manufacture of spare parts for cars and motorbikes
Nhon Trach Shipyard Joint Stock Company	Dong Nai Province	1,80%	1,80%	New construction, ship repair
Hanoi Machinery Import and Export Joint Stock Company (7)	Ha Noi City	3,60%	3,60%	Trading, service

(7) On January 18, 2024, the Board of Directors issued Resolution No. 0013/NQ/MTB-HĐQT on the purchase of controlling shares of Hanoi Machinery Import and Export Joint Stock Company. In which, the Company purchased 187,200 shares from Mr. Uong Huy Dong, accounting for 3.6% of the charter capital of Hanoi Machinery Import and Export Joint Stock Company by negotiating the price. The total purchase amount is 15,015,124,800 VND.

5 . SHORT - TERM TRADE RECEIVABLES

	31/03/2025		01/01/2025	
	Value	Provision	Value	Provision
	VND	VND	VND	VND
Related parties	28.562.554.216	(28.287.703.716)	28.332.703.716	(28.287.703.716)
PetroVietnam Machinery - Technology Saigon Co., Ltd	28.095.879.967	(28.095.879.967)	28.095.879.967	(28.095.879.967)
MACHINO Thanh Dat Joint Stock Company	45.000.000	-	45.000.000	-
MACHINO Thanh Dat Joint Stock Company	229.850.500	-	-	-
PetroVietnam Northern Machinery - Equipment., JSC	191.823.749	(191.823.749)	191.823.749	(191.823.749)
Others	338.518.005.718	(156.933.474.560)	338.359.023.228	(157.033.474.560)
Vina Megastar Group Joint Stock Company	33.627.654.160	(33.627.654.160)	33.627.654.160	(33.627.654.160)
Tan Hong Import - Export Joint Stock Company	96.856.865.496	(96.856.865.496)	96.856.865.496	(96.856.865.496)
Viet Phap Shal . Aluminum Joint Stock Company	10.860.090.212	-	11.613.519.652	-
Viet Phap Shal . Aluminum Joint Stock Company	64.214.042.519	-	36.239.039.565	-
Shaltech Joint Stock Company	18.485.518.103	-	29.506.670.518	-
Hong Nguyen Agricultural Company Limited	54.590.180.900	-	69.320.059.470	-
Other trade receivables	59.883.654.328	(26.448.954.904)	61.195.214.367	(26.548.954.904)
	367.080.559.934	(185.221.178.276)	366.691.726.944	(185.321.178.276)

PETROVIETNAM MACHINERY - TECHNOLOGY JOINT STOCK COMPANY

 No. 08 Trang Thi, Hang Trong Ward, Hoan Kiem District,
 Ha Noi, Viet Nam

Separate Financial statements

For the period from 01 January 2025 to 31 March 2025

6 . PREPAYMENTS TO SUPPLIERS

	31/03/2025		01/01/2025	
	Value	Provision	Value	Provision
	VND	VND	VND	VND
<i>Others</i>	<i>75.434.446.220</i>	<i>(1.062.085.000)</i>	<i>79.666.584.808</i>	<i>(1.062.085.000)</i>
LICOGI 13 Joint Stock Company	7.885.085.531	-	17.307.281.896	-
M&H Industries Company Limited	963.600.000	(963.600.000)	963.600.000	(963.600.000)
Senka International Joint Stock Company	3.787.504.598	-	3.908.443.047	-
Vietnam QD Trading and Export Import Service Company Limited	11.067.237.752	-	11.067.237.752	-
Cargill Vietnam Company Limited	7.207.515.200	-	-	-
Green Agros Company Limited	17.395.250.700	-	16.502.085.400	-
Tuan Phat Contruction and Trading Company Limited	10.807.986.938	-	3.485.497.084	-
Mekong Vietnam Development Joint Stock Company	-	-	5.003.131.707	-
Ninh Binh Trading and Export Import Services Company Limited	15.106.113.843	-	20.202.625.460	-
Others	1.214.151.658	(98.485.000)	1.226.682.462	(98.485.000)
	<u>75.434.446.220</u>	<u>(1.062.085.000)</u>	<u>79.666.584.808</u>	<u>(1.062.085.000)</u>

PETROVIETNAM MACHINERY - TECHNOLOGY JOINT STOCK COMPANY

No. 08 Trang Thi, Hang Trong Ward, Hoan Kiem District, Ha Noi, Viet Nam

Separate Financial statements

For the period from 01 January 2025 to 31 March 2025

7 . RECEIVABLES FROM LOANS

	01/01/2025		During the year		31/03/2025	
	Value	Provision	Increase	Decrease	Value	Provision
	VND	VND	VND	VND	VND	VND
a) Short-term						
<i>Related parties</i>						
MACHINO Thanh Dat Joint Stock Company	88.575.000.000	-	15.571.420.000	53.046.420.000	51.100.000.000	-
-	46.800.000.000	-	3.900.000.000	5.000.000.000	45.700.000.000	-
Hasky Hung Yen Investment Joint Stock Company	37.375.000.000	-	-	37.375.000.000	-	-
-	4.400.000.000	-	1.000.000.000	-	5.400.000.000	-
Dinh Lap Development Industry Company Limited	-	-	10.671.420.000	10.671.420.000	-	-
MACHINO An Phu Joint Stock Company	-	-	-	-	-	-
	88.575.000.000	-	15.571.420.000	53.046.420.000	51.100.000.000	-
b) Long-term						
	-	-	-	-	-	-

Detail information on short-term loan receivables is as follows:

(1) Loan contract No. 01.26.12/HDVT/2023 dated December 26, 2023, with the following detailed terms:

- + Loan amount: VND 20,000,000,000;
- + Loan purpose: serving production and business and not violating legal regulations;
- + Loan term: 12 months from the date of loan transfer;
- + Interest rate: 7.5%/year;
- + Principal balance at the end of 31/03/2025: VND 20.000.000.000
- + Loan security forms: Unsecured

(1) Loan contract No.24.01.07/HDVT/2024 dated July 1, 2024, with the following detailed terms:

- + Loan amount: VND 1,000,000,000;
- + Loan purpose: serving production and business and not violating legal regulations;
- + Loan term: 12 months from the date of loan transfer;
- + Interest rate: 7.5%/year;
- + Principal balance at the end of 31/03/2025: VND 1.000.000.000
- + Loan security forms: Unsecured

(1) Loan contract No.24.10.07/HDVT/2024 dated July 10, 2024 , with the following detailed terms:

- + Loan amount: VND 20,000,000,000;
- + Loan purpose: serving production and business and not violating legal regulations;
- + Loan term: 12 months from the date of loan transfer;
- + Interest rate: 7.5%/year;
- + Principal balance at the end of 31/03/2025: VND 20.000.000.000
- + Loan security forms: Unsecured

(1) Loan contract No.24.05.12/HDVT/2024 dated December 5, 2024, with the following detailed terms:

- + Loan amount: VND 2,000,000,000;
- + Loan purpose: serving production and business and not violating legal regulations;
- + Loan term: 12 months from the date of loan transfer;
- + Interest rate: 7.5%/year;
- + Principal balance at the end of 31/03/2025: VND 2.000.000.000
- + Loan security forms: Unsecured

(1) Loan contract No.25.17.03/HDVT/2025 dated March 17, 2025, with the following detailed terms:

- + Loan amount: VND 2,000,000,000;
- + Loan purpose: serving production and business and not violating legal regulations;
- + Loan term: 12 months from the date of loan transfer;
- + Interest rate: 7.5%/year;
- + Principal balance at the end of 31/03/2025: VND 2.000.000.000
- + Loan security forms: Unsecured

(1) Loan contract No.25.26.03/HDVT/2025 dated March 26, 2025, with the following detailed terms:

- + Loan amount: VND 1,000,000,000;
- + Loan purpose: serving production and business and not violating legal regulations;
- + Loan term: 12 months from the date of loan transfer;
- + Interest rate: 7.5%/year;
- + Principal balance at the end of 31/03/2025: VND 700.000.000
- + Loan security forms: Unsecured

(3) Loan contract No. 01/HDVT/2024/PVM-ĐL dated October 25, 2024, with the following detailed terms:

- + Loan amount: VND 1,000,000,000;
- + Loan purpose: serving production and business and not violating legal regulations;
- + Loan term: 60 days from the date of loan transfer;
- + Interest rate: 7,5%/year;
- + Principal balance at the end of 31/03/2025: VND 1.000.000.000
- + Loan security forms: Unsecured

(3) Loan contract No. 02/HDVT/2024/PVM-ĐL dated December 25, 2024, with the following detailed terms:

- + Loan amount: VND 1,400,000,000;
- + Loan purpose: serving production and business and not violating legal regulations;
- + Loan term: 60 days from the date of loan transfer;
- + Interest rate: 7,5%/year;
- + Principal balance at the end of 31/03/2025: VND 1.400.000.000
- + Loan security forms: Unsecured

(3) Loan contract No. 03/HDVT/2024/PVM-ĐL dated December 31, 2024, with the following detailed terms:

- + Loan amount: VND 2,000,000,000;
- + Loan purpose: serving production and business and not violating legal regulations;
- + Loan term: 60 days from the date of loan transfer;
- + Interest rate: 7,5%/year;
- + Principal balance at the end of 31/03/2025: VND 2.000.000.000
- + Loan security forms: Unsecured

(3) Loan contract No. 01/HDVT/2025/PVM-ĐL dated January 22, 2025, with the following detailed terms:

- + Loan amount: VND 1,000,000,000;
- + Loan purpose: serving production and business and not violating legal regulations;
- + Loan term: 60 days from the date of loan transfer;
- + Interest rate: 7,5%/year;
- + Principal balance at the end of 31/03/2025: VND 1.000.000.000
- + Loan security forms: Unsecured

8 . OTHER RECEIVABLES

	31/03/2025		01/01/2025	
	Value	Provision	Value	Provision
	VND	VND	VND	VND
a) Short-term				
a.1) Details by content				
Receivables from interest of deposit, loan	13.088.534.384	-	7.499.843.546	-
Advances (1)	71.135.119.495	-	81.731.063.244	-
Deposits	12.775.573	-	12.881.214	-
On behalf payments	-	-	-	-
Dong Do Investment Trading Joint Stock Company (2)	37.300.000.000	-	37.300.000.000	-
Tesla Investment Joint Stock Company (3)	15.000.000.000	-	15.000.000.000	-
Others	5.661.545.800	-	424.380.077	-
	142.197.975.252	-	141.968.168.081	-

PETROVIETNAM MACHINERY - TECHNOLOGY JOINT STOCK COMPANY

 No. 08 Trang Thi, Hang Trong Ward, Hoan Kiem District,
 Ha Noi, Viet Nam

Separate Financial statements

For the period from 01 January 2025 to 31 March 2025

a.2) Detail by object

Mr. Chu Thanh Nam	4.900.000.000	-	4.900.000.000	-
Mr. Luong Van Hoa	4.950.000.000	-	4.950.000.000	-
Dong Kinh Real Estate Investment and Trading Company Limited	1.500.000.000	-	-	-
Dong Do Investment Trading Joint Stock Company (2)	37.300.000.000	-	16.000.000.000	-
Tesla Investment Joint Stock Company (3)	15.000.000.000	-	15.000.000.000	-
Others	78.547.975.252	-	101.118.168.081	-
	132.000.953.128	-	87.629.467.893	-

b) Long-term

Deposits	1.000.000.000	-	1.000.000.000	-
Hanoi Machinery Import-Export Joint Stock Company	600.000.000	-	600.000.000	-
An Phu Hung Business Investment Joint Stock Company (4)	-	-	36.000.000.000	-
	1.600.000.000	-	37.600.000.000	-
	31/03/2025		01/01/2025	
	Value	Provision	Value	Provision
	VND	VND	VND	VND

c) Short-term

Mr. Chu Thanh Nam	4.900.000.000	-	4.900.000.000	-
Mr. Luong Van Hoa	4.950.000.000	-	3.000.000.000	-
Hanoi Machinery Import-Export Joint Stock Company	600.000.000	-	600.000.000	-
MACHINO Thanh Dat Joint Stock Company	1.500.000.000	-	-	-
MACHINO Thanh Dat Joint Stock Company	21.088.044	-	-	-
MACHINO Thanh Dat Joint Stock Company	3.041.527.401	-	2.161.828.769	-
	15.012.615.445	-	10.661.828.769	-

PETROVIETNAM MACHINERY - TECHNOLOGY JOINT STOCK COMPANY

No. 08 Trang Thi, Hang Trong Ward, Hoan Kiem District,
Ha Noi, Viet Nam

Separate Financial statements

For the period from 01 January 2025 to 31 March 2025

(1) The advance is mainly for the Company's management to serve the implementation of business activities and the implementation of real estate investment projects.

(2) Cooperation Agreement No. 2812/2022/HĐHT dated December 28, 2022, between the Company and Dong Do Investment and Trade Joint Stock Company ("Dong Do") regarding collaboration to research, implement, and develop investment projects (real estate, industrial clusters, waste treatment, etc.) in northern provinces, with a focus on provinces such as Thai Binh and Nam Dinh. Under this agreement, the Company advanced Dong Do an amount of VND 37,300,000,000 to carry out the agreed-upon tasks. The agreement was initially planned to be implemented within 12 months from the signing date and has been extended through an addendum and a request letter.

(3) Investment cooperation contract No. 561/2021/HDNT dated January 4, 2022 between Licogi 13 Joint Stock Company (Party A), the Company (Party B) and Tesla Investment Joint Stock Company (Party C) on investment cooperation in high quality ecological residential project Cam Phu - Cam Ranh City, Khanh Hoa;

Method of cooperation: The parties establish a Joint Venture to bid as the Investor of Cam Phu High Quality Eco-Residential Project in accordance with the provisions of law, according to which the contribution ratio of each party is as follows:

- Tesla Investment Joint Stock Company: 40% of the total cost;
- Licogi 13 Joint Stock Company: 30% of the total cost;
- The Company: 30% of the total cost.

Expenses until the Consortium receives the Decision of the actual Project Owner will be agreed and confirmed in writing by the parties and distributed to the members of the consortium according to the prescribed ratio.

The balance as of December 31, 2022 is an advance according to the contract progress for Tesla Investment Joint Stock Company.

(4) Pursuant to Investment Cooperation Agreement No. 88/2023/HĐHTĐT/APH-PVM dated August 11, 2023, entered into between An Phu Hung Investment and Trading Joint Stock Company (Party A) and the Company (Party B), the two parties agreed to contribute capital, assets, and other resources for the joint investment, management, operation, and exploitation of products within the Dinh Lap Industrial Cluster Project, located in Dinh Lap Commune, Dinh Lap District, Lang Son Province.

On March 28, 2025, the Company executed Contract No. 2803/2025/HĐCN/PVM-Mê Kông with MÊKÔNG Development Joint Stock Company, whereby the Company transferred its entire investment cooperation interest under the aforementioned agreement. The transfer value was VND 39,420,000,000.

9 . DOUBTFUL DEBTS

	31/03/2025		01/01/2025	
	Original cost	Recoverable value	Original cost	Recoverable value
	VND	VND	VND	VND
Tan Hong Export - Import Joint Stock Company	96.856.865.496	96.856.865.496	96.856.865.496	96.856.865.496
Vina Megastar Group Joint Stock Company	33.627.654.160	33.627.654.160	33.627.654.160	33.627.654.160
PetroVietnam Machinery - Technology Saigon Company Limited	28.095.879.967	-	28.095.879.967	-
Others	29.888.857.907	29.888.857.907	30.038.857.907	30.038.857.907
	<u>188.469.257.530</u>	<u>160.373.377.563</u>	<u>188.619.257.530</u>	<u>160.523.377.563</u>

The recoverable value of bad debt is determined based on the Board of General Directors 's assessment about the bad debts recovery. However, to ensure prudence, the Board of General Directors still made provision for bad debts for the above bad debts.

10 . INVENTORIES

	31/03/2025		01/01/2025	
	Original cost	Provision	Original cost	Provision
	VND	VND	VND	VND
Raw material	15.283.958.963	-	1.854.253.800	-
Goods	15.358.958.709	-	17.576.694.264	-
Real estate	8.590.587.047	-	-	-
	<u>39.233.504.719</u>	<u>-</u>	<u>19.430.948.064</u>	<u>-</u>

PETROVIETNAM MACHINERY - TECHNOLOGY JOINT STOCK COMPANY

No. 08 Trang Thi, Hang Trong Ward, Hoan Kiem District, Ha Noi, Viet Nam

For the period from 01 January 2025 to 31 March 2025

Separate Financial statements

11 . TANGIBLE FIXED ASSETS

	Buildings, structures	Machinery, equipment	Transportation equipment	Management equipment	Others	Total
	VND	VND	VND	VND	VND	VND
Historical cost						
Beginning balance	17.025.853.672	2.399.986.612	8.845.816.905	387.886.545	161.200.000	28.820.743.734
- Purchase in the period	-	-	-	-	-	-
- Completed construction investment	-	-	-	-	-	-
- Transferring from investment properties	-	-	-	-	-	-
- Transferring to investment properties	-	-	-	-	-	-
- Liquidation, disposal	-	-	830.421.905	-	-	830.421.905
- Others decrease	-	-	-	-	-	-
Ending balance of the period	17.025.853.672	2.399.986.612	8.015.395.000	387.886.545	161.200.000	27.990.321.829
Accumulated depreciation						
Beginning balance	4.763.599.124	703.792.239	6.499.177.814	365.608.822	139.966.673	12.472.144.672
- Depreciation for the period	169.524.258	60.005.823	107.731.095	2.395.455	13.433.334	353.089.965
- Transferring from investment properties	-	-	-	-	-	-
- Transferring to investment properties	-	-	-	-	-	-
- Liquidation, disposal	-	-	830.421.905	-	-	830.421.905
- Others decrease	-	-	-	-	-	-
Ending balance of the period	4.933.123.382	763.798.062	5.776.487.004	368.004.277	153.400.007	11.994.812.732
Net carrying amount						
Beginning balance	12.262.254.548	1.696.194.373	2.346.639.091	22.277.723	21.233.327	16.348.599.062
Ending balance	12.092.730.290	1.636.188.550	2.238.907.996	19.882.268	7.799.993	15.995.509.097

In which:

- The carrying amount of tangible fixed assets pledged as collaterals for borrowings at the end of the period : 5.743.133.636 VND.
- Cost of fully depreciated tangible fixed assets but still in use at the end of the period 31/03/2025: 8.069.911.964 VND.
- Cost of tangible fixed assets awaiting for liquidation at the end of the period 31/03/2025: 915.788.000 VND.

PETROVIETNAM MACHINERY - TECHNOLOGY JOINT STOCK COMPANY

No. 08 Trang Thi, Hang Trong Ward, Hoan Kiem District, Ha Noi, Viet Nam

Separate Financial statements

For the period from 01 January 2025 to 31 March 2025

12 . INTANGIBLE FIXED ASSETS

	Land use rights	Right issues	Copyrights, license of invention	Computer Software	Others	Total
	VND	VND	VND	VND	VND	VND
Historical cost						
Beginning balance	-	-	-	699.165.000	-	699.165.000
- Purchase in the period	-	-	-	-	-	-
- Other increase	-	-	-	-	-	-
- Liquidation, disposal	-	-	-	-	-	-
- Others decrease	-	-	-	-	-	-
Ending balance of the period	-	-	-	699.165.000	-	699.165.000
Accumulated depreciation						
Beginning balance	-	-	-	588.610.161	-	588.610.161
- Depreciation for the period	-	-	-	12.600.000	-	12.600.000
- Others increase	-	-	-	-	-	-
- Liquidation, disposal	-	-	-	-	-	-
- Other decrease	-	-	-	-	-	-
Ending balance of the period	-	-	-	601.210.161	-	601.210.161
Net carrying amount						
Beginning balance	-	-	-	110.554.839	-	110.554.839
Ending balance	-	-	-	97.954.839	-	97.954.839

In which:

- The residual value as of 31/03/2025 of the intangible fixed assets used as collateral or pledge to secure loans: 0 VND
- Cost of fully depreciate intangible fixed assets but still in use at the end of period 31/03/2025: 547.965.000 VND.

PETROVIETNAM MACHINERY - TECHNOLOGY JOINT STOCK COMPANY

No. 08 Trang Thi, Hang Trong Ward, Hoan Kiem District,
Ha Noi, Viet Nam

Separate Financial statements

For the period from 01 January 2025 to 31 March 2025

13 . INVESTMENT PROPERTIES

	Land use rights	Buildings	Others	Total
	VND	VND	VND	VND
Original cost				
As at opening year	-	7.779.542.940	7.513.200.000	15.292.742.940
As at closing period	-	7.779.542.940	7.513.200.000	15.292.742.940
Accumulated depreciation				
As at opening year	-	7.779.542.940	7.513.200.000	15.292.742.940
As at closing period	-	7.779.542.940	7.513.200.000	15.292.742.940
Net carrying amount				
As at opening year	-	-	-	-
As at closing period	-	-	-	-

The Company's investment property comprises 23,600 m² of land located in Duc Noi Hamlet, Viet Hung Commune, Dong Anh District, Hanoi City. Of this, the land use rights were transferred from a partner in 2012, with a term of 20 years starting from December 7, 1996. Since 2017, the Company has continued to use this land area under a lease arrangement with annual payments.

The fair value of the investment property has not been formally assessed and determined as of March 31, 2025. However, based on the lease position and market value of these assets, the Board of Management believes that the fair value of the investment property is greater than the carrying amount at the balance sheet at the end of the fiscal year.

14 . PREPAID EXPENSES

	31/03/2025	01/01/2025
	VND	VND
a) Short-term		
Dispatched tools and supplies	2.125.003	5.173.484
Others	146.067.489	23.772.441
	148.192.492	28.945.925
b) Long-term		
Dispatched tools and supplies	59.845.093	81.216.057
Office repair costs	921.491.739	1.266.725.094
Life insurance costs	5.811.554.699	6.134.418.851
	6.792.891.531	7.482.360.002

15 . SHORT-TERM TRADE PAYABLES

	31/03/2025		01/01/2025	
	Outstanding balance	Amount can be paid	Outstanding balance	Amount can be paid
	VND	VND	VND	VND
Farmington Trading Joint Stock Company	-	-	3.532.902.020	3.532.902.020
Petrolimex Construction Joint Stock Company No.1	2.789.092.560	2.789.092.560	2.789.092.560	2.789.092.560
Tien Phong Technology. JSC	1.498.441.178	1.498.441.178	1.498.441.178	1.498.441.178
Others	5.259.690.467	5.259.690.467	5.520.828.335	5.520.828.335
	9.547.224.205	9.547.224.205	13.341.264.093	13.341.264.093

16 . SHORT -TERM PREPAYMENTS FROM CUSTOMERS

	31/03/2025	01/01/2025
	VND	VND
Petroleum Mechanical Executing and Assembly., JSC	1.009.800.000	1.009.800.000
Others	972.789.556	288.158.357
	1.982.589.556	1.297.958.357

PETROVIETNAM MACHINERY - TECHNOLOGY JOINT STOCK COMPANY

No. 08 Trang Thi, Hang Trong Ward, Hoan Kiem District, Ha Noi, Viet Nam

Separate Financial statements

For the period from 01 January 2025 to 31 March 2025

17 . TAX AND OTHER PAYABLES TO THE STATE BUDGET

	Receivable at the opening year	Payable at the opening year	Payable arise in the period	Amount paid in the period	Receivable at the closing period	Payable at the closing period
	VND	VND	VND	VND	VND	VND
Value added tax	440.943.022	-	-	-	440.943.022	-
Special sale tax	-	-	-	-	-	-
Export, import duties	-	-	-	-	-	-
Corporate income tax	-	12.590.867.978	-	2.000.000.000	-	10.590.867.978
Personal income tax	-	944.160.639	1.216.436.517	-	-	2.160.597.156
Natural resource tax	-	-	-	-	-	-
Land tax and land rental	135.000.000	-	1.037.174.082	-	-	902.174.082
Environmental protection tax	-	-	-	-	-	-
Other taxes	-	-	5.000.000	5.000.000	-	-
Fees and other obligations	-	2.993.920.508	-	-	-	2.993.920.508
	575.943.022	16.528.949.125	2.258.610.599	2.005.000.000	440.943.022	16.647.559.724

The Company's tax settlements are subject to examination by the tax authorities. Because the application of tax laws and regulations on many types of transactions is susceptible to varying interpretations, amounts reported in the financial statements could be changed at a later date upon final determination by the tax authorities.

PETROVIETNAM MACHINERY - TECHNOLOGY JOINT STOCK COMPANY

No. 08 Trang Thi, Hang Trong Ward, Hoan Kiem District,
Ha Noi, Viet Nam

Separate Financial statements

For the period from 01 January 2025 to 31 March 2025

18 . ACCRUED EXPENSES

	31/03/2025	01/01/2025
	VND	VND
a) Short-term		
Interest expense	232.393.010	281.348.837
Late payment interest expense	1.904.434.648	1.556.612.566
Other accrued expenses	1.131.892.800	210.000.000
	3.268.720.458	2.047.961.403

19 . DEFFERED REVENUES

	31/03/2025	01/01/2025
	VND	VND
a) Short-term		
- Customer pay in advance	1.264.521.814	1.305.430.906

20 . OTHER PAYABLES

	31/03/2025	01/01/2025
	VND	VND
a) Short-term		
a1) Details by content		
- Trade union fund	105.660.000	212.980.000
- Social insurance	186.690.000	-
- Health insurance	32.454.000	-
- Unemployment insurance	10.910.000	-
- Short-term deposits, collateral received	36.368.846.000	22.868.846.000
- Dividend, profit payables	2.950.086.730	4.280.086.730
- Interest payables	2.315.746.383	2.171.739.173
- Vietnam Bank for Agriculture and Rural Development (1)	21.000.000.000	22.000.000.000
- Others	71.271.775	204.155.829
	63.041.664.888	51.737.807.732
a2) Detail by object		
- Vietnam Bank for Agriculture and Rural Development (1)	21.000.000.000	22.000.000.000
- Pico Retail Joint Stock Company	1.368.846.000	-
- Hong Nguyen Agricultural Company Limited	35.000.000.000	4.180.446.920
- Others	5.672.818.888	4.180.446.920
	63.041.664.888	30.360.893.840
b) Long-term		
- Vietnam Bank for Agriculture and Rural Development (1)	25.261.547.264	25.261.547.264
	25.261.547.264	25.261.547.264

(1) The liability to the Vietnam Bank for Agriculture and Rural Development (Agribank) according to the decision of the Hanoi People's Court at the appeal hearing on October 19, 2023. Accordingly, the Company agrees to pay the amount of VND 52,261,547,264 and interest to Agribank according to the 5-year schedule from 2023 to 2027

PETROVIETNAM MACHINERY - TECHNOLOGY JOINT STOCK COMPANY

No. 08 Trang Thi, Hang Trong Ward, Hoan Kiem District, Ha Noi, Viet Nam

Separate Financial statements
For the period from 01 January 2025 to 31 March 2025

21 . SHORT-TERM BORROWINGS

	01/01/2025		During the year		31/03/2025	
	Outstanding balance	Amount can be paid	Increase	Decrease	Outstanding balance	Amount can be paid
	VND	VND	VND	VND	VND	VND
a) Short-term borrowings						
Joint Stock Commercial Bank for						
- Investment and Development of Vietnam - Hai Ba Trung Branch (1)	83.368.277.851	83.368.277.851	68.549.567.964	98.239.817.851	53.678.027.964	53.678.027.964
- Viet Nam Joint Stock Commercial Bank For Industry and Trade - Hoan Kiem Branch (2)	63.852.350.368	63.912.061.817	37.130.647.486	51.695.111.011	49.287.886.843	49.287.886.843
- Military Commercial Joint Stock Bank - Hai Bà Trưng Branch (3)	89.758.986.800	89.758.986.800	170.437.500.000	166.977.964.700	93.218.522.100	93.218.522.100
- MACHINO An Phu Joint Stock Company (4)	6.550.000.000	6.550.000.000	828.580.000	6.550.000.000	828.580.000	828.580.000
- MACHINO Phu Xuan Company Limited (5)	21.200.000.000	21.200.000.000	30.150.000.000	1.700.000.000	49.650.000.000	49.650.000.000
- Current portion of long-term loan ...	5.000.000.000	5.000.000.000	-	1.250.000.000	3.750.000.000	3.750.000.000
- Saigon Hanoi Commercial Joint Stock Bank - Han Thuyen Branch (1)	5.000.000.000	5.000.000.000	-	1.250.000.000	3.750.000.000	3.750.000.000
	274.729.615.019	274.789.326.468	307.096.295.450	327.662.893.562	254.163.016.907	254.163.016.907
b) Long-term borrowings						
Saigon Hanoi Commercial Joint Stock Bank - Han Thuyen Branch (1)	6.250.000.000	6.250.000.000	-	-	6.250.000.000	6.250.000.000
	6.250.000.000	6.250.000.000	-	-	6.250.000.000	6.250.000.000

Detailed information on Short-term borrowings:

- (1) Loan at the Joint Stock Commercial Bank for Investment and Development of Vietnam under the Credit Limit Contract No. 01/2024/339/HDTD dated October 08, 2024, with the following terms:
 - + Credit limit: VND 120 billion;
 - + Loan purpose: To supplement working capital, guarantee, open L/C;
 - + Contract term: from the date of signing this Contract until September 30, 2025;
 - + Loan interest rate: interest rate is determined in each specific Credit Contract according to the Bank's interest rate regime in each period;
 - + Loan principal balance as at 31/03/2025: VND 53.678.027.964;
 - + Forms of loan security: Pledge/mortgage/guarantee/deposit contracts or other agreements entered into between the Bank and the customer.
- (2) Loan at Viet Nam Joint Stock Commercial Bank For Industry and Trade under individual loan contracts, with the following terms:
 - + Credit limit: VND 100 billion;
 - + Loan purpose: To supplement working capital for production and business;
 - + Contract term: The loan term of each debt is determined according to each specific loan contract, not exceeding 6 months;
 - + Loan interest rate: According to each debt receipt (up to 6.5%);
 - + Loan principal balance as at 31/03/2025: VND 49.287.886.843;
 - + Forms of loan security: guarantee commitment contracts/guarantee contracts signed by the borrower and/or other organizations/individuals with the lender and/or other security measures.
- (3) Loan at the Military Commercial Joint Stock Bank-Hai Ba Trung Branch under the Credit Limit Contract No. 282902.25.065.597402.TD dated March 10, 2025, with the following terms:
 - + Credit limit: VND 130 billion;
 - + Loan purpose: To serve business activities of supplying machinery, materials, metals, and trading agricultural products;
 - + Contract term: From the date of signing this Credit Limit Contract to January 19, 2026;
 - + Loan interest rate: interest rate is determined in each specific Credit Contract according to the Bank's interest rate regime in each period;
 - + Loan principal balance as at 31/03/2025: VND 93.218.522.100;
 - + Forms of loan security: Pledge/mortgage/guarantee/deposit contracts or other agreements entered into between the Bank and the customer.
- (4) Loan from Machino An Phu Joint Stock Company under loan contract No. 02/HĐVT/2025/PVM-MAP dated March 14, 2025, with the following terms:
 - + Loan amount: VND 828.580.000;
 - + Loan purpose: not violating the provisions of the law;
 - + Loan term: specifically stipulated for each loan in the Loan Confirmation Minutes
 - + Loan interest rate: 1.6% per year.
 - + Loan principal balance as at 31/03/2025: VND 828.580.000;
 - + Forms of loan security: unsecured
- (5) Loan from Machino Phu Xuan Company Limited under individual loan contract, with the following terms:
 - + Loan purpose: not violating the provisions of the law;
 - + Loan term: specifically stipulated for each loan in the Loan Confirmation Minutes
 - + Loan interest rate: 2.7% per year. From March 20, 2024, it has been reduced to 1.6% per year.
 - + Loan principal balance as at 31/03/2025: VND 49.650.000.000;
 - + Forms of loan security: unsecured

Detailed information on Long-term borrowings:

- (1) Credit contract No. 0022/2024/HĐTDTDH-PN/SHB.111500 dated February 6, 2024, with the following detailed terms:
 - + Credit limit: VND 15 billion;
 - + Loan purpose: Loan to reimburse investment costs to implement the project "Renovation and repair of house B at 8 Trang Thi, Hoan Kiem, Hanoi;
 - + Contract term: 36 months from the disbursement date February 06, 2024
 - + Loan interest rate: 11.9% with a margin adjustment of +3.8% every 3 months
 - + Loan principal balance as at 31/03/2025: VND 10.000.000.000;
 - + Loan security forms: Unsecured. Additional collateral is the property formed on the land of house B at 8 Trang Thi, Hang Trong ward, Hoan Kiem district, Hanoi city.

PETROVIETNAM MACHINERY - TECHNOLOGY JOINT STOCK COMPANY

No. 08 Trang Thi, Hang Trong Ward, Hoan Kiem District,
Ha Noi, Viet Nam

Separate Financial statements

For the period from 01 January 2025 to 31 March 2025

22 . OWNER'S EQUITY
a) Changes in owner's equity

	Contributed capital	Investment and development fund	Retained earnings (Adjusted)	Total
	VND	VND	VND	VND
Beginning balance of previous year	386.386.000.000	18.763.147.666	138.138.002.958	543.287.150.624
Increase in capital in pi	-	-	-	-
Profit for previous year	-	-	51.156.277.298	51.156.277.298
Profit distribution	-	-	(23.819.300.000)	(23.819.300.000)
Ending balance of previous period	386.386.000.000	18.763.147.666	165.474.980.256	570.624.127.922
Beginning balance of current period	386.386.000.000	18.763.147.666	165.474.980.256	184.238.127.922
Profit/loss for current period	-	-	2.200.950.784	2.200.950.784
Profit distribution	-	-	-	-
Ending balance of this period	386.386.000.000	18.763.147.666	167.675.931.040	186.439.078.706

b) Details of owner's invested capital

	Rate	31/03/2025	Rate	01/01/2025
	(%)	VND	(%)	VND
Mrs. Nguyen Anh Thu	16,91	65.351.000.000	16,91	65.351.000.000
Mrs. Le Thi Kieu Van	18,12	70.000.000.000	18,12	70.000.000.000
Others	64,97	251.035.000.000	64,97	251.035.000.000
	100	386.386.000.000	100	386.386.000.000

c) Capital transactions with owners and distribution of dividends and profits

	Accumulated from the beginning of 2025	Accumulated from the beginning of 2024
	VND	VND
Owner's contributed capital	386.386.000.000	386.386.000.000
- At the beginning of the period	386.386.000.000	386.386.000.000
- At the ending of the period	386.386.000.000	386.386.000.000
Distributed dividends and profit:		
- Dividend payable at the beginning of the period	4.280.086.730	3.843.065.145
- Dividend payable in the period	-	-
+ Dividend payable from last period's profit	-	-
- Dividend paid in cash	(1.330.000.000)	(56.293.915)
+ Dividend paid from last period's profit	(18.888.684.500)	(56.293.915)
- Dividend payable at the end of the period	2.950.086.730	3.786.771.230

PETROVIETNAM MACHINERY - TECHNOLOGY JOINT STOCK COMPANY

No. 08 Trang Thi, Hang Trong Ward, Hoan Kiem District,
Ha Noi, Viet Nam

Separate Financial statements

For the period from 01 January 2025 to 31 March 2025

d) Stock

	31/03/2025	01/01/2025
Quantity of Authorized issuing stocks	38.638.600	38.638.600
Quantity of issued shares and full capital contribution	38.638.600	38.638.600
- Common stocks	38.638.600	38.638.600
Quantity of outstanding shares in circulation	38.638.600	38.638.600
- Common stocks	38.638.600	38.638.600
Par value per stock (VND)	10.000	10.000

f) Company's funds

	31/03/2025	01/01/2025
	VND	VND
Investment and development fund	18.763.147.666	18.763.147.666
	18.763.147.666	18.763.147.666

23 . OFF STATEMENT OF FINANCIAL POSITION ITEMS AND OPERATING LEASE COMMITMENT
a) Outsourced assets

The company is currently leasing assets under lease contracts at 08 Trang Thi, Hang Trong Ward, Hoan Kiem District, Hanoi City with unit prices and lease terms specified in each contract signed with partners.

In addition, the Company has annual operating lease contracts with partners in Duc Noi village, Viet Hung commune, Dong Anh district, Hanoi city for warehouse rental purposes. In which, the unit price and lease term are specified according to each contract signed with the partner.

b) Operating leased assets

The Company is using a land area of 1,202.5 m2 at No. 08 Trang Thi, Hang Trong Ward, Hoan Kiem District, Hanoi City and 23,600 m2 of land in Duc Noi Village, Viet Hung Commune, Dong Anh District, Hanoi with the method of renting land with annual payment, which is used for business purposes, as an headquarter. The Company is in the process of renewing land lease contracts with relevant parties and continues to pay annual land rent for these plots of land as notified by competent authorities.

c) Foreign currencies

	31/03/2025	01/01/2025
- USD	1.461,98	1.479,58

e) Bad debts written off

	31/03/2025	01/01/2025
	VND	VND
	65.193.021.617	65.193.021.617

24 . TOTAL REVENUE FROM SALES OF GOODS AND RENDERING OF SERVICES

	Accumulated from the beginning of 2025	Accumulated from the beginning of 2024
	VND	VND
Revenue from sale of goods	269.781.802.157	275.697.229.030
Revenue from rendering of services	2.828.463.664	2.478.285.543
Revenue from investment real estate business	-	-
Revenue from construction contracts	-	-
	272.610.265.821	278.175.514.573
Revenue from related parties	208.955.000	40.909.091
<i>details as in Notes 37.</i>		

PETROVIETNAM MACHINERY - TECHNOLOGY JOINT STOCK COMPANY

No. 08 Trang Thi, Hang Trong Ward, Hoan Kiem District,
Ha Noi, Viet Nam

Separate Financial statements

For the period from 01 January 2025 to 31 March 2025

25 . REVENUE DEDUCTIONS

	Accumulated from the beginning of 2025 VND	Accumulated from the beginning of 2024 VND
Trade discount	-	-
Sales return	-	-
Sales discounts	-	-
	-	-

26 . COSTS OF GOODS SOLD

	Accumulated from the beginning of 2025 VND	Accumulated from the beginning of 2024 VND
Costs of goods sold	266.047.915.813	265.195.426.657
Costs of services rendered	1.564.674.543	1.486.430.711
Costs of investment real estate business	-	-
Costs of construction contract	-	570.000.000
	267.612.590.356	267.251.857.368
Costs of goods sold from related parties <i>details as in Notes 37.</i>	-	-

27 . FINANCE INCOME

	Accumulated from the beginning of 2025 VND	Accumulated from the beginning of 2024 VND
Interest income, interest from loans	9.855.468.393	1.758.242.435
Payment discount, interest from installment sales	-	-
Gain from selling investments	3.420.000.000	-
Dividends, profits earned	-	-
Realized gain from foreign exchange difference	-	447.008.919
Unrealized gain from foreign exchange difference	170.408	456.824.974
	13.275.638.801	2.662.076.328
Finance income from related parties <i>details as in Notes 37.</i>	900.794.375	1.077.822.907

28 . FINANCIAL EXPENSES

	Accumulated from the beginning of VND	Accumulated from the beginning of VND
Interest expenses	3.981.331.453	3.502.458.239
Loss on sale of trading securities	-	-
Loss from disposal of investments	-	-
Realized loss from foreign exchange difference	942.143.409	-
Unrealized loss from foreign exchange difference	-	-
Provisions for devaluation of trading securities and investments	-	-
Others	-	8.800
	4.923.474.862	3.502.467.039

PETROVIETNAM MACHINERY - TECHNOLOGY JOINT STOCK COMPANY

No. 08 Trang Thi, Hang Trong Ward, Hoan Kiem District,
Ha Noi, Viet Nam

Separate Financial statements

For the period from 01 January 2025 to 31 March 2025

29 . SELLING EXPENSES

	Accumulated from the beginning of 2025 VND	Accumulated from the beginning of 2024 VND
Raw materials	61.760.688	76.381.455
Labor	947.152.703	1.364.348.537
Depreciation and amortisation	97.805.820	94.508.685
Expenses from external services	277.575.034	3.478.638.234
Other expenses by cash	130.028.769	379.260.940
	1.514.323.014	5.393.137.851

30 . GENERAL ADMINISTRATIVE EXPENSES

	Accumulated from the beginning of 2025 VND	Accumulated from the beginning of 2024 VND
Raw materials	304.371.841	286.297.384
Labor	4.186.949.910	2.749.909.602
Depreciation and amortisation	267.884.145	262.390.071
Tax, Charge, Fee	436.284.131	422.371.742
Provision expenses	(100.000.000)	-
Expenses from external services	974.455.899	859.776.687
Other expenses by cash	1.455.978.902	1.192.352.583
	7.525.924.828	5.773.098.069

31 . OTHER INCOME

	Accumulated from the beginning of 2025 VND	Accumulated from the beginning of 2024 VND
Gain from liquidation, disposal of fixed assets	208.955.000	9.181.817
Fines obtainedn (*)	-	17.600.000.000
Others	1	61.000
	208.955.001	17.609.242.817

(*) This is a deposit, with a value of VND 17,600,000,000, receiving the deposit from Hung Viet TP Inmex Trading Company Limited related to the transfer of the capital contribution of 10% of the value of the Nam An Khanh project according to the deposit contract No. 2011/HDDC/PVMACHINO-HV. Due to the expiration of the contract, Hung Viet TP Inmex Trading Company Limited did not pay the additional amount according to the contract and the Company successfully transferred this project to another partner. Accordingly, the Company will impose a penalty on Hung Viet TP Inmex Trading Company Limited for breach of contract with this deposit amount.

32 . OTHER EXPENSE

	Accumulated from the beginning of 2025 VND	Accumulated from the beginning of 2024 VND
Fines	151.312.307	1.529.300
Late expense according to Court Decision	347.822.082	-
Non-deductible VAT	-	-
Financing expenses of Department of Planning and Investment of Lang Son province	1.818.181.818	9.259.259.259
Unfinished production and business costs with slow settlement and slow circulation of inventories	-	-
Others	279.572	11.193.731
	2.317.595.779	9.271.982.290

33 . CURRENT CORPORATE INCOME TAX EXPENSES

	Accumulated from the beginning of 2025 VND	Accumulated from the beginning of 2023 (Adjusted) VND
<i>Corporate income tax from main business activities</i>		
Total profit before tax	2.200.950.784	5.280.382.983
Increase	-	-
- <i>Ineligible expenses</i>	-	-
- <i>Lost in foreign currency revaluation at the end of the period</i>	-	-
Decrease	2.200.950.784	5.280.382.983
- <i>Dividend payment</i>	3.144.290.150	4.823.558.009
- <i>Gain from foreign currency revaluation at the end of the period</i>	170.408	456.824.974
- <i>Switching losses last year</i>	-	-
Taxable income	-	10.560.765.966
Current corporate income tax expense (Tax rate 20%)	-	-
Adjustments to corporate income tax expenses of previous periods into current corporate income tax expenses of this period	-	(92.670.166)
Tax payable at the beginning of period	12.590.867.978	2.633.855.874
Tax paid in the period	2.000.000.000	(800.000.000)
Closing period income tax payable of main business activities	10.590.867.978	1.741.185.708
<i>Corporate income tax from real estate business</i>		
Total profit before tax from real estate business	-	2.517.688.118
Taxable income	-	2.517.688.118
Current corporate income tax expense (Tax rate 20%)	-	503.537.624
Tax payable at the beginning of period	-	-
Tax paid in the period	-	503.537.624
Closing period income tax payable of real estate business	-	-
Corporate income tax payable at the end of the period:	10.590.867.978	1.741.185.708

34 . BUSINESS AND PRODUCTIONS COST BY ITEMS

The activities of the Company during the year are mainly commercial activities, accounts for more than 90% of the Company's operating revenue. Therefore, the Company does not disclose business and productions cost by items, because it has already disclosed the elements of selling expenses and administrative expenses in Note 29 and Note 30.

35 . FINANCIAL INSTRUMENTS

Financial risk management

The Company's financial risks including market risk, credit risk and liquidity risk. The Company has developed its control system to ensure the reasonable balance between cost of incurred risks and cost of risk management. The Board of General Directors of the Company is responsible for monitoring the risk management process to ensure the appropriate balance between risk and risk control.

Market risk

The Company's business operations will bear the risks of changes on prices, exchange rates and interest rates.

Price Risk

The Company bears price risk of equity instruments from short-term and long-term investments in securities due to the uncertainty of future prices of the securities. As regards, long-term securities held for long-term strategies, at the end of the fiscal year, the Company has no plan to sell these investments.

PETROVIETNAM MACHINERY - TECHNOLOGY JOINT STOCK COMPANY

No. 08 Trang Thi, Hang Trong Ward, Hoan Kiem District,
Ha Noi, Viet Nam

Separate Financial statements

For the period from 01 January 2025 to 31 March 2025

	Up to 1 year	In 1 to 5 years	In more than 5 years	Total
	VND	VND	VND	VND
As at 31/03/2025				
Short term investments	-	-	-	-
	-	-	-	-
As at 01/01/2025				
Short term investments	-	-	-	-
	-	-	-	-

Exchange rate risk

The Company is exposed to exchange rate risk when there are transactions in currencies other than Vietnam Dong such as loans, revenue, expenses, import of materials, goods, machinery and equipment, etc. .

Interest rate risk

The Company bears the risk of interest rates due to the fluctuation in fair value of future cash flow of a financial instrument in line with changes in market interest rates if the Company has time or demand deposits, borrowings and debts subject to floating interest rates. The Company manages interest rate risk by analyzing the market competition situation to obtain interest beneficial for its operation purpose.

Credit Risk

Credit risk is the risk of financial loss to the Company if a counterparty fails to perform its contractual obligations. The Company has credit risk from operating activities (mainly to trade receivables) and financial activities (including deposits, loans and other financial instruments), detailed as follows:

	Under 1 year	From 1 to 5	From more	Total
	VND	VND	VND	VND
As at 31/03/2025				
Cash and cash equivalents	18.179.289.363	-	-	18.179.289.363
Trade receivables, other receivables	324.057.356.910	1.600.000.000	-	325.657.356.910
Loans	170.765.572.519	-	-	170.765.572.519
	513.002.218.792	1.600.000.000	-	514.602.218.792
As at 01/01/2025				
Cash and cash equivalents	2.581.686.317	-	-	2.581.686.317
Trade receivables, other receivables	320.563.603.849	37.600.000.000	-	358.163.603.849
Loans	182.070.707.177	-	-	182.070.707.177
	505.215.997.343	37.600.000.000	-	542.815.997.343

Liquidity Risk

Liquidity risk is the risk that the Company has trouble in settlement of its financial obligations due to the lack of capital. Liquidity risk of the Company is mainly from different maturity of its financial assets and liabilities.

Due date for payment of financial liabilities based on expected payment under the contracts (based on cash flow of the original debts) as follows:

	Under 1 year	In 1 to 5 years	In more than 5 years	Total
	VND	VND	VND	VND
As at 31/03/2025				
Borrowings and debts	250.413.016.907	6.250.000.000	-	256.663.016.907
Trade payables, other payables	72.588.889.093	25.261.547.264	-	97.850.436.357
Accrued expenses	3.268.720.458	-	-	3.268.720.458
	<u>326.270.626.458</u>	<u>31.511.547.264</u>	<u>-</u>	<u>357.782.173.722</u>
As at 01/01/2025				
Borrowings and debts	269.729.615.019	6.250.000.000	-	275.979.615.019
Trade payables, other payables	65.079.071.825	25.261.547.264	-	90.340.619.089
Accrued expenses	2.047.961.403	-	-	2.047.961.403
	<u>336.856.648.247</u>	<u>31.511.547.264</u>	<u>-</u>	<u>368.368.195.511</u>

The Company believes that risk level of loan repayment is controllable. The Company has the ability to pay due debts from cash flows from its operating activities and cash received from mature financial assets.

36 . EVENTS AFTER BALANCE SHEET DATE

There have been no significant events occurring after the reporting period, which would require adjustments or disclosures to be made in the Separate financial statements.

PETROVIETNAM MACHINERY - TECHNOLOGY JOINT STOCK COMPANY

No. 08 Trang Thi, Hang Trong Ward, Hoan Kiem District,
Ha Noi, Viet Nam

Separate Financial statements

For the period from 01 January 2025 to 31 March 2025

37 . TRANSACTION AND BALANCES WITH RELATED PARTIES

List and relation between related parties and the Company detail as follows:

Related parties	Relation
PetroVietnam Machinery - Technology Sai Gon Company Limited	Subsidiary
Danang Petroleum Machinery - Technology Joint Stock Company	Subsidiary
Machino Thanh Dat Joint Stock Company	Subsidiary
Machino An Phu Joint Stock Company	Subsidiary
Machino Phu Xuan Joint Stock Company	Subsidiary
PetroVietnam Northern Machinery - Equipment., JSC	Associate
Dong Kinh Real Estate Investment and Trading Company Limited	Associate
Saigon Hanoi Commercial Joint Stock Bank - Han Thuyen Branch	Together with the BOD member - Mr. Dang Van Than

Outstanding balances up to the reporting date are as follows:

	Accumulated from the beginning of 2025 VND	Accumulated from the beginning of 2024 VND
Revenue from sales of goods and services	208.955.000	40.909.091
Machino Thanh Dat Joint Stock Company	-	40.909.091
Machino An Phu Joint Stock Company	208.955.000	-
Payments made on behalf of subsidiaries and affiliates	1.500.000.000	-
Dong Kinh Real Estate Investment and Trading Company Limited	1.500.000.000	-
Financial expenses	438.058.620	725.700.821
Machino An Phu Joint Stock Company	7.215.976	187.006.438
Machino Phu Xuan Joint Stock Company	136.791.234	538.694.383
Saigon Hanoi Commercial Joint Stock Bank - Han Thuyen Branch	294.051.410	-
Interest on deposits and loans	900.794.375	1.077.822.907
Machino Thanh Dat Joint Stock Company	879.698.632	373.972.603
Machino An Phu Joint Stock Company	21.088.044	187.006.438
Hasky Hung Yen Investment Joint Stock Company	-	514.849.345
Nguyen Xa Housing Investment and Development Limited Liability Comp	-	1.994.521
Saigon Hanoi Commercial Joint Stock Bank - Han Thuyen Branch	7.699	-

Outstanding balances up to the reporting date are as follows:

	31/03/2025 VND	01/01/2025 VND
Demand deposits	9.316.566	10.798.633
Deposits at Saigon Hanoi Commercial Joint Stock Bank - Han Thuyen Branch	9.316.566	10.798.633
Lending	45.700.000.000	46.800.000.000
Machino Thanh Dat Joint Stock Company	45.700.000.000	46.800.000.000
Borrowing	60.478.580.000	39.000.000.000
Machino An Phu Joint Stock Company	828.580.000	6.550.000.000
Machino Phu Xuan Company Limited	49.650.000.000	21.200.000.000
Saigon Hanoi Commercial Joint Stock Bank - Han Thuyen Branch	10.000.000.000	11.250.000.000

PETROVIETNAM MACHINERY - TECHNOLOGY JOINT STOCK COMPANY

No. 08 Trang Thi, Hang Trong Ward, Hoan Kiem District,
Ha Noi, Viet Nam

Separate Financial statements

For the period from 01 January 2025 to 31 March 2025

	Accumulated from the beginning of 2025 VND	Accumulated from the beginning of 2024 VND
Remuneration to Board of Management	923.500.000	821.500.000
Dang Van Than - Chairman of Board of Management, Signed on April 23,2024 (4)	248.000.000	-
Vu Duc Tien - Chairman of Board of Management, Resigned on April 23,2024 (3)	-	284.000.000
Nguyen Minh Tuan - Member of Board of Management	385.500.000	283.500.000
Vuong Hoang Thang - Member of Board of Management	145.000.000	142.000.000
Tong Thi Diep - Member of Board of Management	145.000.000	112.000.000
Remuneration to Board of General Directors and other management members	2.212.881.000	1.891.000.000
Pham Van Hiep - General Director	766.000.000	603.000.000
Phan Trung Nghia - Vice General Director- Resigned on September 16, 2024 (3)	-	277.500.000
Nguyen Hong Ha - Vice General Director - Resigned on September 16, 2024 (3)	-	277.500.000
Chu Thanh Nam - Vice General Director	369.881.000	276.000.000
Pham Thi My Huong - Vice General Director	369.500.000	207.500.000
Luong Van Hoa - Vice General Director - Signed on September 16,2024 (4)	370.000.000	-
Hoang Minh Duc - Chief Accountant	337.500.000	249.500.000
Remuneration to Board of Supervision	287.970.000	252.000.000
Le Thi Kieu Van - Head of Department	147.970.000	122.000.000
Pham Thi Hai An - Member of Board of Supervision	70.000.000	65.000.000
Ha Thi Thanh Hau - Member of Board of Supervision	70.000.000	65.000.000


Legend/Note:

- (1) Resigned in the current year
- (2) Appointed in the current year
- (3) Resigned in the previous year
- (4) Appointed in the previous year


Apart from the related party transactions mentioned above, other related parties had no transactions during the year and no outstanding balances at the end of the fiscal year with the Company.

38 . COMPARATIVE FIGURES

The comparative figures presented in the separate interim Balance Sheet and the related notes are those of the audited separate financial statements for the financial year ended December 31, 2024, audited by AASC Auditing Firm Company Limited. The comparative figures presented in the separate interim Statement of Income, the separate interim Statement of Cash Flows and the related notes are those of the separate interim financial statements for the accounting period from January 1, 2024 to March 31, 2024.



Le Thi Thu Hien
Preparer
Hanoi, April 26, 2025



Hoang Minh Duc
Chief Accountant



Pham Van Hiep
General Director